

PowerCut™ 900

Powerful plasma cutting package for cutting up to 25 mm material thicknesses

PowerCut™ 900 is made for all types of cutting within production, repair, maintenance and assembly. Use on all electrically conductive materials, e.g. mild steels, aluminium and “stainless steels”.

This rugged, easy to use, power efficient unit, offers excellent cutting, piercing and gouging properties. It can also be adapted for mechanization.

Performance

- Blowback technology – eliminates high-frequency starts that can disrupt electronic controls and nearby computer systems
- Auto-modes (gouge, grate, and normal modes) switch between modes automatically, tailoring your application without manually changing settings on the power source
- Gouging capability – PowerCut™ delivers the extra output voltage needed for superior plasma gouging capability

Long life & reliability

- Rugged design – PowerCut™’s external housing design is durable, damage-resistant, corrosion-resistant and weather resistant, while remaining lightweight for portability
- Suspended electronics – sensitive internal electronics are suspended from the aluminium frame, insulating them from shock and vibration
- Sealed switches – silicone-sealed switches are immune to corrosion, as well as dust and dirt infiltration
- Automatic fan control – the cooling fan is automatically controlled to run only when necessary, to conserve energy and reduce ingested dust and dirt
- Built-in power line conditioner – protects against damage from power line noise and spikes, even with poor-quality power

The torch

- Ergonomic handle for operator comfort
- Big face switch maximizes convenience when wearing welder’s gloves.
- Blowback technology
- Easily repairable in the field
- Minimum part configurations
- Moulded strain relief for secure torch leads



Easy to use

- Tool-less quick disconnect torch – disconnects from the machine without the use of wrenches or special tools. Easily disconnect your PT-38 torch for storage, repairs or replacement, or attach a PT-37 mechanized torch for mechanized applications
- Digital readout display – easy to read and shows the exact pressure or amperage, so you can operate with confidence. The display also shows help codes to assist in troubleshooting minor errors, reducing downtime
- Torch wrap and wear parts kit holder – standard on all packages. Also gives easy access to the included wear part kit.

Mechanization

- Plug-n-play optional kits – easily transform your manual cutting system into a powerful mechanized system for your gantry machine.

- **Powerful performance – PowerCut™ offers the highest speeds and thickness capabilities, as well as high duty cycle ratings, for outstanding productivity and performance**
- **Powerful economy – through a combination of long part life, high speeds and simple torch design, the PowerCut™ offers the lowest cost per cut meter of any machine in its price class**
- **Powerful durability – this robust cutting unit stands up to rugged treatment and outdoor use, plus cuts up to 25 mm metal with ease**
- **Powerful ease of operation – with features such as the tool-less quick disconnect torch and a digital readout display, the PowerCut™ is easy to set up and operate, increasing productivity and reducing downtime**

Technical data

Mains voltage, V/Ph Hz	400, 3~ 50/60 +/- 10%
	230, 3~ 50/60 +/- 10%
Fuse (slow), A 400V / 230V	16 / 25
Mains cable, Ø mm²	4 x 6
Permitted load at	
60% duty cycle, A/V	60/120
100% duty cycle, A/V	50/120
Power factor at maximum current	0,90
Efficiency at maximum current, %	87
Setting range, A	20-60
Open circuit voltage, V	290
Air requirements l/min / bars	236 / 6.2
Dimensions l x w x h, mm	630 x 322 x 379
Weight, kg	35
Enclosure class	IP23S
Standards	IEC/EN 60974-1 IEC/EN 60974-10
Operating temperature, °C	-10 to +40
Manual cut capacity	
Cuts, mm / inch	25 / 1
Severs, mm / inch	32 / 1¼
Mechanized cut/pierce capacity	
Maximum, mm / inch	13 / ½
Severs, mm / inch	22 / ⅞

Ordering information

Description	Item no
PowerCut™ 900 CE, 3ph 230V	0558 008 124
PowerCut™ 900 CE, 3ph 400V	0558 008 136

(includes PT-38 torch, 7.6 m, mains cable/plug*, wear part kit and torch wrap)

PowerCut™ 900 CE, 3ph 230V	0558 008 123
PowerCut™ 900 CE, 3ph 400V	0558 008 135

(includes torch wrap and mains cable/plug*, (NOTE! no torch or wear part kit))

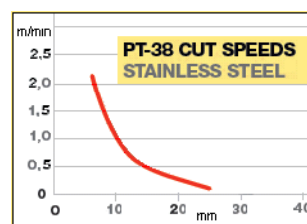
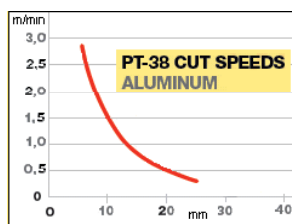
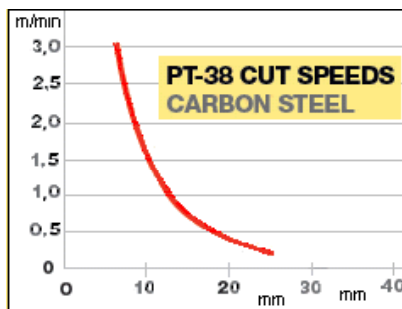
Accessories

Description	Item no
60A PT-38 Wear Parts Kit CE	0558 008 419
Plasma Flow Measuring Kit	0558 000 739
Torch Guide Kit Deluxe, max 1050 mm Radius	0558 003 258
Torch Guide Kit Basic, 45 to 750 mm Radius	0558 002 675
Heavy Duty Water Separator	0558 007 897
Trolley	0558 007 898
PT-38 Torch, 15.2 m / 50 ft	0558 006 787


Mechanization kits

Description	Item no
CNC Cable interface 15 m / 50 ft	0558 004 215
Plug N Play Mechanized kit	0558 007 885
Remote Hand Switch 7,6 m / 25 ft	0558 008 349
PT-37 Torch with rack 7.6 m / 25 ft	0558 004 862
PT-37 Torch without rack 5.2 m / 17 ft	0558 004 895

* Plug included only in the 400V versions



Wear parts for torch PT-38 (60A)



Stand-off Guide
0558 008 592
(0558006613 + 0558006611)

Drag Nozzle 40A
0558 007 682

Gouging Heat Shield
0558 008 591
(0558006601 + 0558006611)

Gouging Nozzle 60A
0558 008 588



ESAB AB
Box 8004
SE-402 77 GÖTEBORG SWEDEN
Phone: +46 31 50 90 00 Fax +46 31 22 04 49
E-mail: info@esab.se

www.esab.com

ESAB is
certified
according to
ISO 9001



The ESAB group
is certified
according to
ISO 14001 &
OHSAS 18001